

FM[™] BUCKETWHEEL RANGE




The Complete FM[™] BucketWheel Range capable of all your sand washing and classification needs.

AGGREGATES 


RECYCLING 

INDUSTRIAL SANDS 

MINING 

WATER MANAGEMENT 

The Terex FM™ BucketWheel range are static sand washing and classification units designed to be both cost and energy efficient on a single compact chassis. The range utilises Terex BucketWheel technology, combined with hydrocyclone(s) to remove clay, silt and slime from sand to bring it into the desired specification. The range combines collection tanks, bucketwheels, centrifugal slurry pump(s), hydrocyclone(s) and a dewatering screen to produce up to 2 clean sands.



Bucket wheel with variable speed control

- Bucket wheel performs 80-90% of the recovery. Maximising the wear life of your pump and cyclone.
- Replaceable coated bucket meshes, 5 X 10mm slotted or 5mm round hole

Weir discharge system which reduces the volume of fines entering the cyclone collection tank

- Major reduction in saleable material discharging to the pond.

Reduced pump and cyclone wear (Underflow rubber lined slurry pump)

- Reduced overall power requirements
- Reduced running costs
- All wear areas rubber lined

Rubber lined hydrocyclones

- Maximum recovery of material above 75µm (200 mesh)
- Removes silt, slimes and clays below 75µm (200 mesh)
- Cyclone underflow can be blended into coarse or fine product to achieve optimised gradation

High frequency dewatering delivering superior moisture reduction

- Screen fitted with polyurethane modular media
- Reduces residual water content to less than 15%
- PE lined discharge chute (single grade or double grade)

Self regulating cyclone tank complete with built in float system and anti-turbulence sections

Heavy-duty robust construction ideal for rugged operating environment

- Low maintenance
- Quick assembly time

APPLICATIONS

The FM™ compact range can produce up to two sands in the following applications:

- All forms of concrete, mortar and asphalt sands
- Quarry dust / crushed fines
- Manufactured sand
- Lake and beach sands
- Silica sand for glass industry
- Golf course sands
- Filter bed sands
- Recycled materials
- Iron ore





BUCKETWHEEL

Buckets	28 off (double grade)
Bucket Volume	0.117m³ (each)
Diameter	2.6m (8ft 6ins)
Width	750mm (30ins)
Bucket Speed	0-1.25 rpm
Power Pack	7.5kW (10hp)



Twin buckets allows for two final products



Integrated electric powerpack for bucket wheel speed adjustment



Weir discharge system



Anti-turbulence inlets in bucket tank



Movable chute to allocate fine material to the coarse product

COMPONENTS The FM™ BucketWheel machines have the following features:



CYCLONE



- Application specific sizes for Coarse and fine sands
- Spigot discharge
- All wear areas rubber lined
- Underflow collection box with blending options in 2 grade applications
- Pressure flange with gauge and protector



Rubber lined sealed slurry transfer pipe complete with heavy duty clamps

DEWATERING SCREEN

- Exceptional dewatering performance
- From 12 x 5 to 14 x 6
- 2 x vibratory motors
- Polyurethane modules and side protection
- Polyurethane low friction chute liners
- Marshmallow screen mounts



CENTRIFUGAL PUMPS

- Sized to suit your needs, with numerous combinations of pump and motors
- Abrasion resistant rubber liners
- Moulded rubber impellers
- Pump drain for cold climate applications
- Excellent serviceability



Rubber lined for increased wear life

CHASSIS

- Self regulating cyclone tank complete with built in float system
- Built in anti-turbulence feed sections to provide a uniform distribution of feed slurry
- Heavy duty steel construction
- Easy access to all serviceable areas
- Overflow weirs to aid removal of silt

ACCESS

- Fully galvanised walkways
- Optional expanded metal or G.R.P flooring
- Access to all serviceable areas

OPTIONS

- Boiler box for dry feed
- Electrical control panels with starters for product conveyors
- Dewatering screen spray bars
- Bucketwheel spray bar
- 50/50 or 1/3 2/3 dewatering screen deck split
- Adjustable blending chute

FM™ BUCKETWHEEL RANGE

TECHNICAL SPECIFICATION

The FM™ BucketWheel range comes in 2 models ranging from 120 to 200tph and capable of producing 2 grades of in-spec sand.

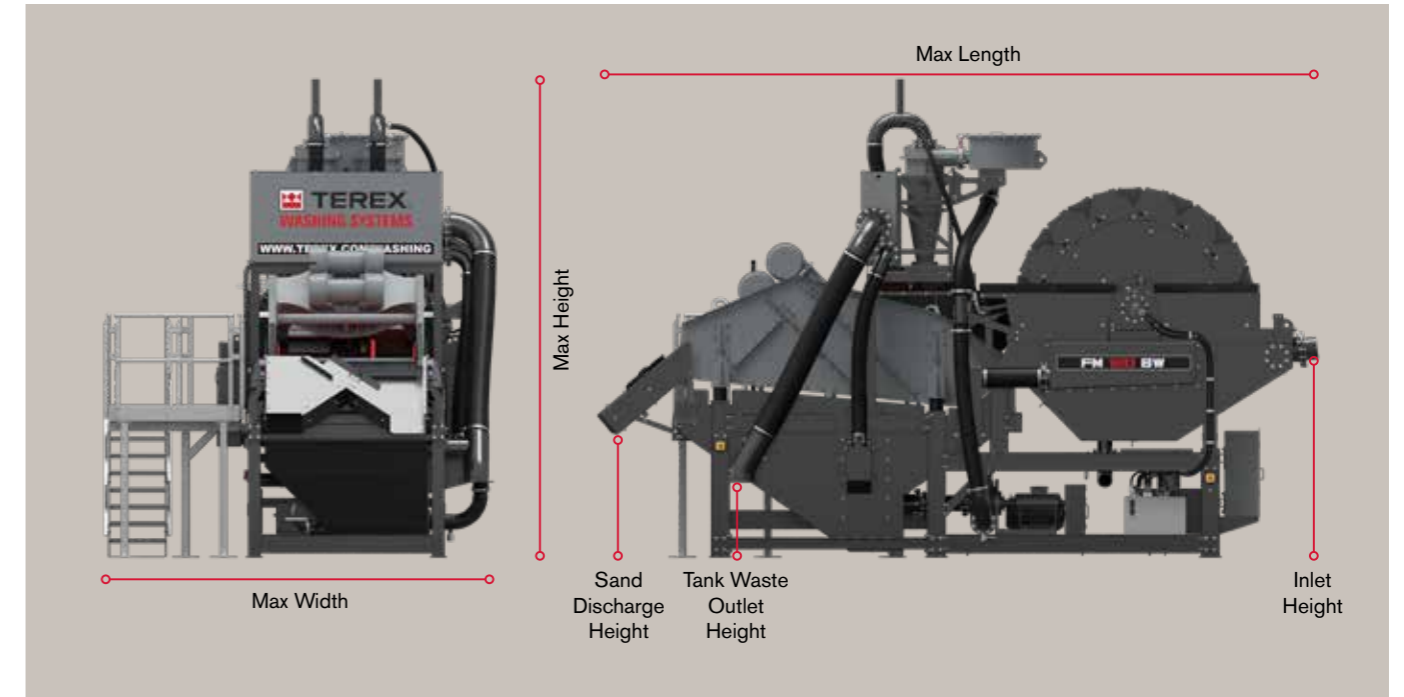
- FM120 BW
- FM200 BW



Model Pictured: FM120 BW

Machine Model	FM120 BW	FM200 BW
Max Tonnage (tph)	80 - 120	120 - 200
Typical water consumption (m³/hr)	250	300
Dewatering Screen (m [ft])	3.7X1.5 [12X5]	4.3x1.8 [14x6]
Screen motors (kW [hp])	4 [5] X2	6.6 [8.5] X2
Buckets	28 (2X14)	28 (2X14)
Bucket volume (m³) (each)	0.117	0.117
Diameter (m [ft])	2.6 [8.6]	2.6 [8.6]
Width (mm [in])	750 [30]	750 [30]
Bucket speed (r.p.m)	1.25	1.25
Power pack (kW [hp])	7.5 [10]	7.5 [10]
Hydrocyclone (mm)	G4 - 375 (EXTENDED) X2	G4 - 500 X2
Pump Size (mm)	150/125	200/150
Pump Power (kW [hp])	30 [40]	30 [40]
Inlet Flange (mm [Inch])	250 [10]	250 [10]
Outlet Flange (mm [Inch])	200 [8]	250 [10]
Total Power (kW [hp])	45.5 [61]	51 [68]

DIMENSIONS WORKING



Machine Model	FM120 BW	FM200 BW
Max Height	5.4 (17'6")	7.3 (23'11")
Max Length	8.0 (26'3")	8.6 (28'2")
Max Width	4.4 (14'5")	4.6 (15'1")
Inlet Height	2.3 (7'8")	3.1 (10'2")
Tank Waste Outlet Height	0.8 (2'9")	1.15 (3'10")
Sand Discharge Height	1.3 (4'2")	1.7 (5'5")
Total weight (kg) (empty)	15000	17000

Dimensions Full FM™ BW Range. Units: Metric [Imperial].

TRANSPORT

The FM™ BucketWheel range are designed to fit standard shipping containers in the most cost effective way:

Machine Model	FM120 BW	FM200 BW
Container requirement	1 x 20' and 1 x 40'	2 x 40'

FM™ BUCKETWHEEL RANGE

FM BUCKETWHEEL RANGE WORKING GLOBALLY






WASHING SYSTEMS

WASHING AS IT SHOULD BE



CHECK OUT TEREX WASHING SYSTEMS
VIDEOS ON YOUTUBE:
www.youtube.com/terexwashingsystems



TEREX WASHING SYSTEMS

FARLOUGH SITE

32 Farlough Road,
Dungannon,
Co. Tyrone,
Northern Ireland, BT71 4DT

Tel: +44(0) 28 8771 8500
Email: TWS.sales@terex.com

www.terex.com/washing

Effective Date: May 2021 Product specifications and prices are subject to change without notice or obligation. The photographs and/or drawings in this document are for illustrative purposes only. Refer to the appropriate Operator's Manual for instructions on the proper use of this equipment. Failure to follow the appropriate Operator's Manual when using our equipment or to otherwise act irresponsibly may result in serious injury or death. The only warranty applicable to our equipment is the standard written warranty applicable to the particular product and sale and Terex makes no other warranty, express or implied. Products and services listed may be trademarks, service marks, or trade names of Terex Corporation and/or its subsidiaries in the USA and other countries. All rights are reserved. Terex is a registered trademark of Terex Corporation in the USA and many other countries.
© 2021 Terex Corporation.