


CEDARAPIDS®

A TEREX BRAND

Portable Closed
Circuit
Impactor/Screen
Plant

CRH1111R



A world working better™

 **TEREX**.MPS

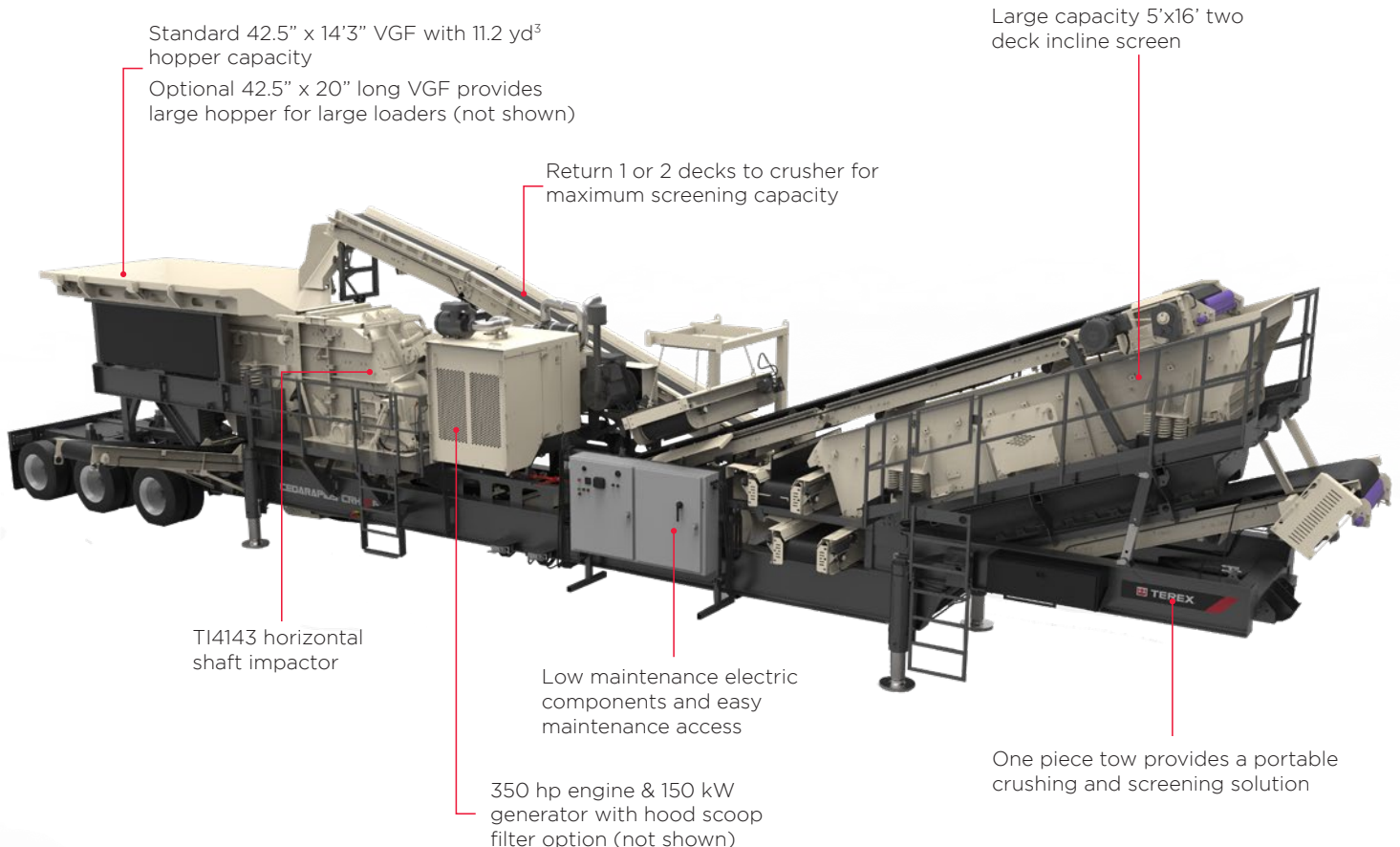
Cedarapids® Portable Plants

CRH1111R Closed Circuit Impactor/ Screen Plant

The CRH1111R portable closed circuit impactor/screen plant features the TI4143 impact crusher and a 5x16 2-deck inclined screen. The crusher is hydraulic clutch driven direct from a 350hp Scania diesel. All other components are electric driven from the 150kw generator. With its large screen, wide conveyors, and low maintenance electric driven components, this is a highly productive, high value plant.

Standard Features

- TI4143 impact crusher
Maximum recommended feed size to the crusher, pending feed material characteristics and blowbar metallurgy:
19" (480 mm) cubed rock
4"x18"x36" (100x450x900 mm) recycle slab
- 5x16 2-deck screen
- 350HP T4 Scania Diesel with hydraulic clutch crusher/generator drive
- 150kw generator
- 42.5" x 14'-3" vibrating grizzly feeder with 7' stepped 2-deck grizzly
- 24" reversible conveyors can feed both screen decks to return conveyor
- Gas powered hydraulic leveling jacks & screen lift
- Removable CCM automatic switchgear panel
- Travel: 11'-10" wide, 13'-5" tall, 3-axle suspension



Shown with select options: screen walkways with folding ladders, 24" dirt conveyor, self cleaning magnet and run-on jacks.

Optional Equipment

- Off-plant starters & radio remote
- Screen side platforms & ladder
- Dual pinned hydraulic run-on jacks
- Economical self-cleaning cross belt permanent magnet, mid plant
- Folding grizzly reject conveyor with 10' discharge
- Under crusher pan feeder
- Various grizzly options for bar spacing, punch plate, & 2nd deck wire (requires optional grizzly reject conveyor)
- 42" x 8' vibrating pan feeder with 42" x 6' pre-screen in place of vibrating grizzly feeder
- 20 ft vibrating grizzly feeder
- All electric (no diesel)

Power Requirements	hp	kW
Impactor	200	150
Inclined screen	20	15
14'-3" vibrating grizzly feeder	20	15
20' vibrating grizzly feeder (optional)	20	15
Vibrating pan feeder (optional)	2 x 5	2 x 3.8
Pre-screen (optional with vibrating pan feeder)	10	7.5
Recirculating conveyor	7.5	5.6
Under crusher conveyor	20	15
Reversible cross conveyors	5	3.8
Fines conveyor	10	7.5
Grizzly reject conveyor (optional)	7.5	5.6
Self-cleaning magnet (optional)	1.5	1



Base plant with 14'-3" VGF

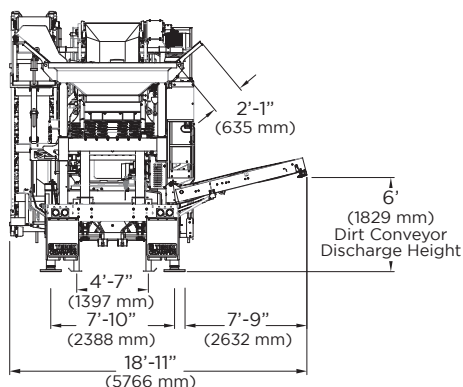
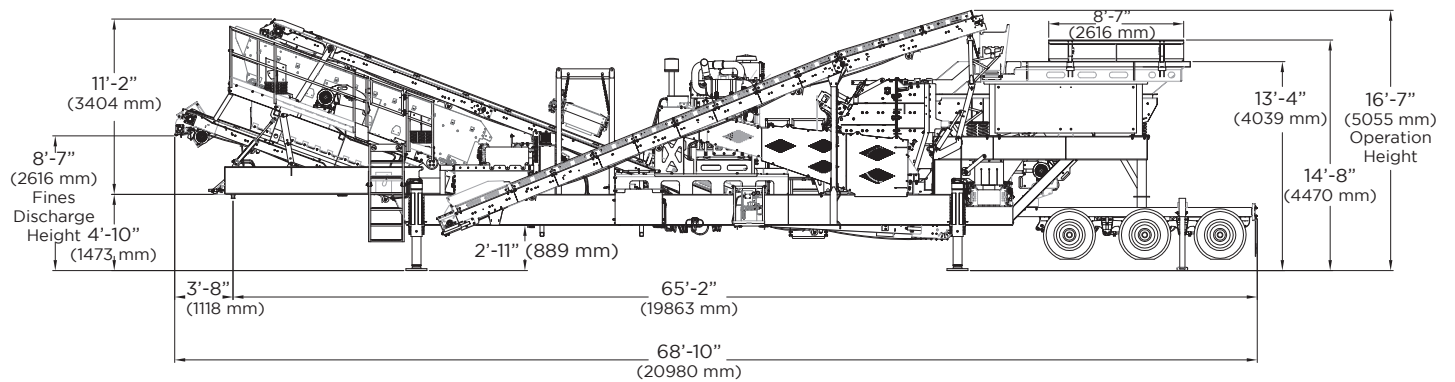


Optional Pre-Screen with Pan Feeder



Optional 20 ft VGF

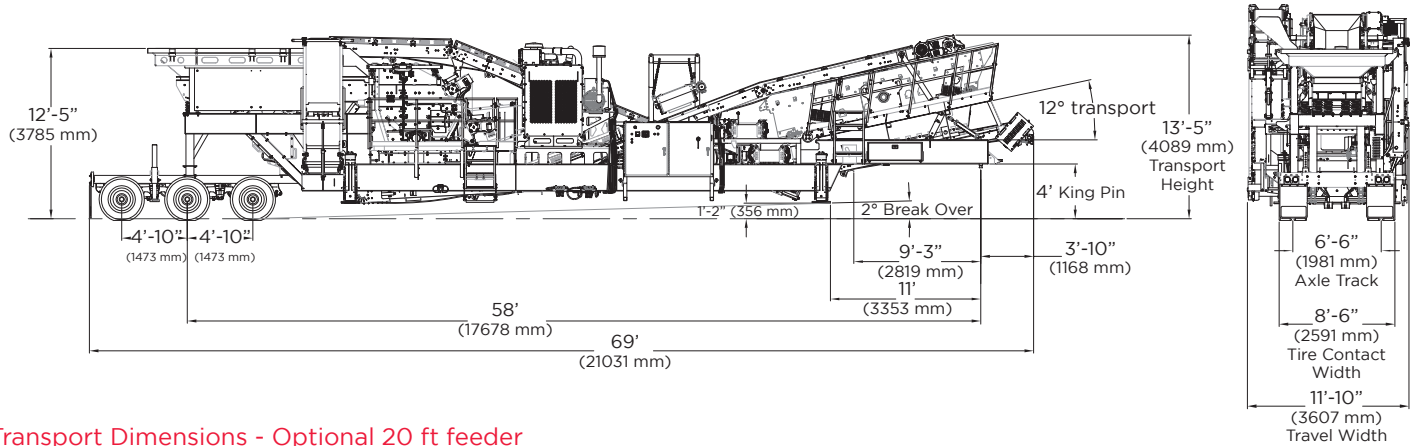
Working Dimensions - Standard 14'-3" VGF



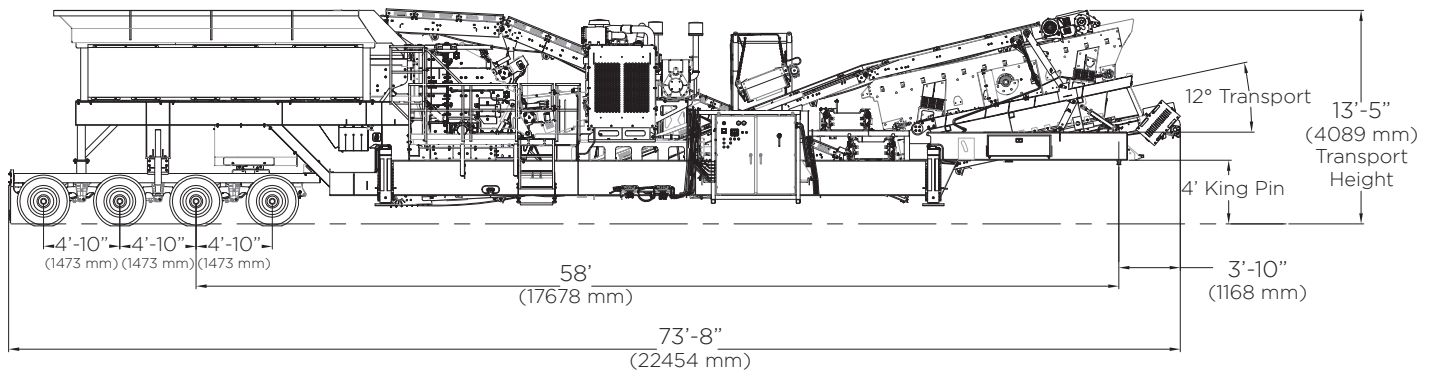
Estimated Weights*	Kingpin	Axle	Total
Plant with std. 14'-6" feeder	44,809	58,839	103,648
Plant with opt. 20' feeder	46,731	70,581	117,312
Plant with opt. pre-screen with pan feeder	41,400	59,680	101,080
Plant with opt. all electric drive	42,417	56,439	98,856

*All weights include select options: 24" dirt conveyor, run-on jacks, magnet, and walkways

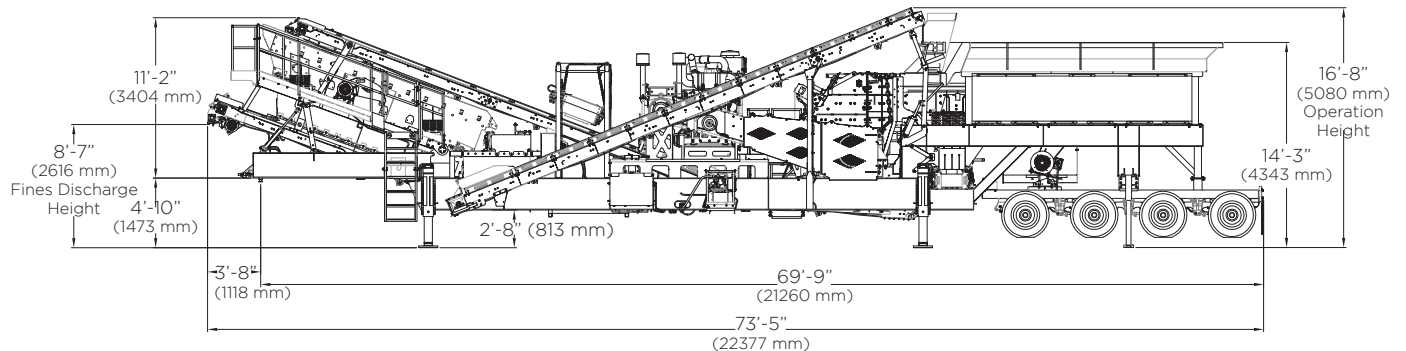
Transport Dimensions



Transport Dimensions - Optional 20 ft feeder



Working Dimensions - Optional 20 ft feeder



www.terexmps.com

February 2021. Product specifications and prices are subject to change without notice or obligation. The photographs and/or drawings in this document are for illustrative purposes only. Refer to the appropriate Operator's Manual for instructions on the proper use of this equipment.

Failure to follow the appropriate Operator's Manual when using our equipment or failure to act responsibly may result in serious injury or death.

The only warranty applicable to our equipment is the standard written warranty applicable to the particular product and sale, and Terex makes no other warranty, express or implied. Terex, the Terex Crown design, Cedarapids, Canica, Simplicity, Jaques, El-Jay and Rollercone are trademarks of Terex Corporation or its subsidiaries. All rights are reserved. © 2021

